

Orange County Model A Ford Club

THE DISTRIBUTOR

55 Years




Volume 56, Issue 10

October, 2016


Editor Tissy Smith-Hatcher

Take one foot forward and let anyone on the Board know you are interested in a position.



Inside this issue:

President's Message/ Sunshine & Sorrow	2
Tours & Activities/ Calendar/Swap Meets	3
ACCC Legislative Status Report/For Sale	4
Board Member Contact Info General Meeting Minutes	5
Electrical Safety in Your Model A/New Members & Changes	6
Election Form	9
Two Valves are Better Than One/ OCMAFC Facebook Group	10
Invitation to Join MAFCA	11



President's Message

If you look closely at the picture you will notice I am NOT wearing hand cuffs and I am driving our Model A.

We had a lot of fun at the Disney half marathon. A lot of the runners stopped and took their picture standing by the "police car"! It was a fun morning, something like 16,000 runners went by.

Before I forget, I want to thank Norm and Lori Kredit for organizing the tour through Fullerton on Saturday September 10th. It was a fun event and we all learned a bit about Fullerton. Who will lead the next tour?

With reference to tours, I'm sorry to report that circumstances are such that the tour to Idyllwild set for October 14, 15 & 16 has been cancelled. An alternate activity is being developed so watch for the details.



Don Ratzlaff
President

Did you enjoy the seminar on automobile detailing presented by a representative of Mothers Car Products? It took a bit of effort by Ken Blankshain to make it happen. The original speaker had to cancel, but Ken was able to get Jim Dvorak from Mothers Car Care to fill in. Then Don Geisen had a previous commitment and was unable to be on-site to open up his shop. He trusted that task to Ken; however, the key that Ken used failed to open the shop door lock. Final result: the seminar was conducted in the shade of adjoining buildings, no chairs, no video, etc. In spite of all this, the seminar was well done and interesting. Mothers sample products were provided for all attendees and, of course, coffee and donuts were provided. Kudos to Ken Blankshain and Jim Dvorak.

To be redundant, Joe Goff is now accepting nominations for next year's Club President, Treasurer and Secretary. Also volunteers are needed for the Club Historian and Banquet Chairpersons. This is YOUR TIME.

Do you know what a running Model A sounds like? Find out by starting yours and driving it to the BS Breakfast on October 1st!

That's all folks!

Enjoy, Don R



SUNSHINE & SORROW

By Marilyn Hawkins

Sunshine: Early next year, **Rick & Louise Hall** will be first-time grandparents ... both daughters are expecting! Brenda is expecting twin girls in January (lives in Orange) and Rebecca is expecting a girl in February (lives in NPBeach). Pretty exciting news.

Sorrow: **Bob Jeffries** had critical eye surgery last month and is recovering nicely. Sent a couple of get well cards.

A cochlear hearing implant was performed on **Richard Parrish** in September (Phase 1). The final stage (Phase 2) is scheduled for October 13 with the "hook up" of wires. Mailed a thinking of you card.

Step back and remember what's most important...you!
Take care of your health.

Upcoming Tours and Activities Calendar



Oct 1 (Sat) First Saturday Breakfast BS Session ~ 8AM at The Katella Grill, 1325 W Katella Ave, Orange



Oct 8 (Sat) Progressive Brunch, 1) appetizers at Carmen & Dick Smith's home, 22412 Sunlight Creek, Lake Forest 92630, (949) 770-6847; 2) main

course at Cathy & Jerry O'Brien's home, 5340 Los Altos Lane, Yorba Linda, 92886, (714) 777-0771, and finally, 3) dessert at Becky & Bruce MacIntosh's Colony Clubhouse, 3611 S. Mall, Irvine, 92606. For info, contact Sheila Plotkin or Karen Gaynor

Oct 7-8 Los Angeles County Quilters Guild, great chance to show your car off at a fun event, Friday 9a-5p; Saturday 9a-3p, Greek Orthodox Church, 5761 East Colorado Street, Long Beach, designated parking for Model A's. Featured Quilter: Nancy Needham. If you're interested in opportunity to show your car, contact Chris Foster at chris90803@aol.com



meeting at 6PM

Oct 15 (Sat) 6th Annual Year End Roundup hosted by Santa Maria A's, RSVP by 10/8, to jemccord@aol.com or 805-598-8133



Oct 27 (Thu) Fourth Thursday Breakfast 8:30AM at Original Pancake House, 3322 E Chapman, Orange 92886, 714-221-8674. For info contact Terry Collings at 714-970-7194



meeting at 6PM

Oct 13 (Thu) General Meeting will be at 7:30PM. Guests are always welcome. Board

Nov 5 (Sat) First Saturday Breakfast BS Session ~ 8AM at The Katella Grill, 1325 W Katella Ave, Orange

Nov 10 (Thu) General Meeting will be at 7:30PM. Guests are always welcome. Board

Nov 12 (Sat) Alzheimer Walk for the Cure, 7am at Angel's Stadium, 2000 E Gene Autry Way, Anaheim, 92806. Park your care for display at the stadium. Participate in the Walk for the Cure if you wish. Usually over before noon and we have a group lunch at local restaurant if you're interested.



Nov 24 (Thu) Fourth Thursday Breakfast

8:30AM TBD For info contact Terry Collings at 714-970-7194

Dec 5-8 National Awards Banquet, Reno, NV

Jan 8, 2017 Annual Installation Banquet at Fullerton Elk's Lodge, 1400 Elks View Lane, Fullerton, CA

March 24-25, 2017 CCRG Jamboree in Porterville, CA. Hosted by Porterville Happy Honkers. For info: Dr. David Bockman, carnut123@gmail.com

Apr 2, 2017 Annual Pancake Breakfast, Hart Park, 701 S Glassell St, Orange, CA

Swap Meets/Car Shows

Oct 8 (Sun) Redondo High School Classic Car Show, 9AM-3PM. \$15 entrance fee. Free admission. Info contact ruhscarshow@gmail.com

Oct 9 (Sun) Long Beach Hi Performance Swap Meet & Car Show, Veterans Stadium, 5000 Lew Davis St., Long Beach, 6am-1pm

Oct 16 (Sun) Pomona Swap Meet & Classic Car Show, 5AM-2PM, Pomona Fairplex, Fairplex Drive and McKinley Ave, Pomona 91768 Enter at Gate 17.

Oct 16 (Sun) Loma Linda Academy is hosting the 53rd Annual Loma Linda Community Fair at 10:00 AM on the Loma Linda Academy campus. The theme for this year's fair is "Route 66". The car show will run from 9:00 AM-Noon.

Oct 23 (Sun) Wings, Wheels, Rotors & Expo, Los Alamitos Army Airfield, Joint Forces Training Base, 11200 Lexington Dr, Los Alamitos, CA 90720 9AM-4:30PM, free parking and admission. Info: www.wrexpo.org

Oct 23 (Sun) Dana Point Lantern District Car Show 1p-5p, Del Prado between Old Golden Lantern and Ruby Lantern hosted by the Dana Point Chamber of Commerce. For additional info: danapointchamber.com or 949-496-1555.

ACCC Legislative Status Report

By: David Knapp

Greetings OCMAFC Family! The ACCC deFender newsletter provided yet another detailed update on many legislative issues. To simplify the amount of information communicated, I decided this time we will only list the legislative issues that are to be opposed, supported or sponsored. The other status listed is "watch", if a measure moves from watch to another status it will get included next time. If you have insomnia or just would like to read about all of them, go to www.acccdefender.org and you will find details on all of the measures. Here are the opposed, sponsor and support items:

Measure	Status/Location	Position	Description
AB1591	Trans. Has not moved since last reported.	OPPOSE	Transportation funding: would raise license fees by \$38 per vehicle; increase fuel taxes by \$0.225 per gallon; and increase the VLF on electric cars to \$160.
AB1610	Assembly Concurrence	OPPOSE	Not sure I really understand this one... "The net proceeds of the sale of the compact assets are required to be deposited into certain transportation funds in a specified order." Something about tribal gaming revenues payment to general funds and then repaying transportation funds. Sounds like a mess to me.
SB838	Concurrence, Senate unfinished business	OPPOSE	This bill was described the same as AB1610 listed above. This is a transportation budgetary and fiscal review issue. Amended on 6/10/2016.
SB1239	DEAD as of 6/3/2016. Failed a deadline.	SPONSOR	Smog Inspection Exemption 1980 & older vehicles. Extends current law from 1976 to include vehicles up to 1980. Marked as "hot" priority by ACCC.
SBX1-1	4/21/2016-S. APPR. Has not moved since last reported.	OPPOSE	Transportation funding: would provide for the deposit of various funds for road maintenance and rehabilitation for maintenance that has been deferred.
SBX1 4	Conference committee	OPPOSE (Changed from Watch)	Transportation funding: Declare the intent of the Legislature to enact statutory changes to establish permanent, sustainable sources of transportation funding to maintain and repair the state's highways, local roads, bridges, and other infrastructure.
SBX1 5	9/1/2015-A. Desk	OPPOSE (Changed from Watch)	Transportation funding: Establish permanent sustainable sources of transportation funding to improve the state's key trade corridors and support efforts by local governments to repair and improve local transportation infrastructure.
SCAX1 1	9/9/2015-S. APPR Has not moved since last reported.	Support	Motor vehicle fees and taxes: restriction on expenditures. Would prohibit the Legislature from borrowing revenues from fees and taxes imposed by the state on vehicles or their use or operation, and from using those revenues other than as specifically permitted by Article XIX. Would also prohibit those revenues from being pledged or used for the payment of principal and interest on bonds or other indebtedness.



FOR SALE: 1930 (40-B) Model A Deluxe Roadster. Mike Watson, formerly a master mechanic, is selling his car to a good home. Contact Mike or Margie at (949) 472-8040/(949) 235-2764 or email lexopolis@cox.net



2016 BOARD MEMBERS

President – Don Ratzlaff
 714-529-5062/wadedon@pacbell.net
VP/Activities – Frank Reese
 714-970-6262/Rftrust34@yahoo.com
Secretary – Kathie McCall
 714-633-0946/dkmccall@socal.rr.com
Treasurer – Tom Weaver
 714-637-0227/tweaver@surfside.net
Technical – Ken Blankshain
 714-392-1438/ken.blankshain@gmail.com
Editor – Tissy Smith-Hatcher
 714-546-8554/tissysmith1@gmail.com
Immediate Past President – Rick Hall
 714-282-0499/rickandlouise@socal.rr.com

COMMITTEES

ACCC Representative – David Knapp
 (949) 243-5210/dknapp@dslextrreme.com
Breakfast Committee – Terry Collings
 714-970-7194/mtcollings@sbcglobal.net
Club Greeter – Doris Marshall
 310-378-5061/dandd51@gmail.com
Election Chairperson – Joe Goff
 949-768-4627/joe@abt-tax.com
Historian & Librarian – Dick Smith
 949-770-6847/modeladick@yahoo.com
Membership Chairperson – Scott Limbrock
 948-981-8776/sbk@cox.net
Merchandise Director – Cathy O'Brien
 714-777-0771/ylgsrden@aol.com
Pancake Breakfast Setup & Coordination –
 Frank Reese, 714-970-6262/Rftrust34@
 yahoo.com and Mark Schwing, 714-970-
 1696/mschwing@earthlink.net
Raffle – Ed Cote
 714-542-6161/patricia.cote@att.net
Refreshments – Esther Goff
 949-768-4627 and Carolyn Ratzlaff
 714-529-5062, dcratzy@gmail.com
Regional Representative, SCRG -
 Carolyn Ratzlaff, 714-529-5062,
 dcratzy@gmail.com
Sunshine & Sorrow – Marilyn Hawkins
 714-730-4026/jmsinger@pacbell.net
Web Master – Chris Enright
 949-481-8780/webmaster@ocmafc.com

Please Note: Some information contained in our newsletter has been reprinted from other newsletters; we thank and acknowledge them.

General Meeting Minutes

OCMAFC General Meeting
Thursday, September 8, 2016
CHOC Education Center
58 in attendance/4 Model A's

The meeting began with the flag salute led by Bev Marsh.

Greeter Doris Marshall was unusually devoid of a joke; however, Marilyn Hawkins and Norm Kredit came up with cause for laughter just in time.

There were no visitors.

Minutes: Pam Heiland moved and Louise Hall 2nd for approval of the minutes as printed in the club newsletter. No discussion all approved.

Financial: Tom Weaver provided an overview of the records including a list of various charities the club contributes to annually: CHOC Hospital, City of Hope Hospital, Alzheimer's Association, MAFFI, MAFC Youth Scholarship among others.

Tom applied for and received authorization from California Attorney General office to hold the Nonprofit Raffle at the annual pancake breakfast (on file).

Activities: Frank Reese reviewed upcoming events, which are listed on the calendar page of the newsletter. Sign up sheets available. Ideas for future tours are solicited.

The Progressive Brunch is planned for 10/08. \$10.00 deposit required and will be returned upon completion of the 3 locations (Sheila Plotkin and/or Karen Gaynor).

Technical: Ken Blankshain. Seminars listed on calendar page.

Change of date for December meeting discussed. Wade Education Center is not available for 2nd Thursday; however, 12/15 has been reserved. Members agreed to meet on that date. The Annual Installation Banquet will (Cont'd on Page 8)

**SHOW YOUR CAR!**

Los Angeles County Quilters' Guild
17th Bi-Annual Quilt Show
Everything Old is New Again

Friday, October 7, 2016 9 a.m. to 5 p.m.

Saturday, October 8, 2016 9 a.m. to 3 p.m.

Greek Orthodox Church
5761 East Colorado Street, Long Beach
Designated parking for Model A's

150+ never before shown quilts on display
Small Quilt Challenge-Dots
Delicious Greek Food available
Featured Quilter: Nancy Needham

OCMAFC Members Chris Foster and Fran Earhart are members of this quilter's guild. If you're interested in opportunity to show your car, contact Chris Foster at chris90803@aol.com

Electrical Safety in Your Model A

By John McMillan

Most of the following are faults and/or safety hazards that I've encountered in Model A's and other less worthy vehicles. The cures are neither expensive nor technically difficult.

BATTERY

Hold Down: Without a hold down, the battery can bounce around, resulting in case cracks and acid leakage or cable shifting and abrasion resulting in a possible short. Easy to correct.

Ground Strap:

Attachment to frame should be to BARE METAL. We usually apply lots of paint to the frame and unless some is removed where the ground strap attaches, then a solid ground cannot be achieved. A coat of dielectric grease helps to promote good contact and slows rusting when applied to bare metal. With a poor ground, the starter will turn real slow, and draw far more current than it should. Easy to fix.

Cable Size: Modern cables that you can buy at your local auto shop are too small. Small cables cannot carry the current draw of a starter motor safely. They will overheat and the starter will turn slowly. The cable size should be No. 1. These can be special ordered at the local parts house, or buy them from a vintage Ford dealer.

Caps: Make sure the battery vent caps are not plugged. If they're plugged, and the charge rate is high, the battery can explode from gas buildup inside the battery. Very exciting, very messy and very dangerous. Plugged caps are caused by dirt and, I suspect, by using hard water in the battery. Clean caps and distilled water are the inexpensive answer. I had one blow up in a German Model A (VW) and the clean up alone took about 8 hours.

Cable routing: The negative cable to the starter **MUST** be routed according to Ford's plan. See illustrations in any of the Ford repair manuals. Other routings most likely will cause cable insulation chafing and a resulting short circuit. Even if you installed a fuse, this is not a fused cable, and a fire is very likely. I've seen this several times, the last time at Big Bear when a member complained of white smoke every time he stepped on the brake. The pedal pushed the battery cable against the bellhousing and shorted out. If a fire starts here, you need to disconnect the battery to stop the fire source. Very hard to get to, you might wind up watching your car bum while you try to remember if your fire insurance is paid up. This kind of fire can also happen after you've parked the car in your garage. Real easy to fix. Note that no safety switch or fuse installation will eliminate this hazard, the only way to cure the problem is to "do it right the first time", and it takes no more effort than to do it wrong.

STARTER

Grounding: Must have a good ground for proper operation. A slow grinding starter is a hot starter and hot cables are not healthy cables. If your starter spins real slow, you may need to add a second ground strap from the starter mounting bolt or a transmission bolt to a bare spot on the frame. If you have Float a Motor mounts, I think this secondary cable is almost required.

Starter Switch: This is one of the items that must have been designed by an incompetent engineer. Check yours for bad insulation and shorting against the body of the switch, both very common faults with this switch. Another fault is that the switch can "weld" itself to the starter contact and keep on cranking even after you've removed your (Cont'd on Page 7)



MacIntosh, Bruce & Becky, new info: Bruce MacIntosh, email: brucem@genimage.com; cell: (949) 294-4861; Becky MacIntosh, email: becky@genimage.com; cell: (949) 981-6732
Limbrock, Scott & Belinda, new email: sbl.frisco@gmail.com



New Members: Please consider joining Model A Ford Club of America (MAFCA) at www.mafca.com/membership.html. MAFCA's members are dedicated to the restoration, preservation, and enjoyment of Ford vehicles of that era.

(Cont'd from Page 6) foot from the starter rod. If this happens, reach down and try to pull up on the starter rod. Sometimes this doesn't stop the cranking, and the starter will continue running until the battery dies or the starter burns out.

The only way to stop this if you've installed a master cut off switch, more about this later.

BRAKE LIGHT SWITCH

28-29 Switch: The original switches are usually only a problem in that they can be a pain to adjust so that they work. The reproduction switches are for the most part a real problem. Actually, most that I've seen are a fire waiting to happen. The problem is in the insulation around the studs. A lot of the repops have poor quality red fiber that cracks easily. If this happens on the hot terminal, a short will occur that can set the input wire on fire. Symptom is a discharge reading on the ammeter and poor running engine because all the power is going into melting the wire. If the secondary terminal shorts out you'll see a high discharge reading whenever you step on the brake. To check the switch, remove it, hook an ohmmeter from stud to ground and force the stud in all directions. If it shorts out on either stud, replace the switch. Check new switches as well. I've seen them in failure right out of the box. Sample melted wire available for inspection. This is another fault that can start a fire when your car is parked. A fuse MAY protect you, but 25 amps is still enough to start a fire. I fixed mine by taking it apart and machining new insulators out of delrin plastic.

30-31 Switch: Although not a safety issue, operation can be improved and squeak eliminated by silver brazing and reaming the operating rod hole in the switch body.

CUTOUT

Points Stuck Open: This is the more common failure. Points won't close, battery won't charge, battery dies, and your generator fries because it's trying to charge the whole universe. Not a safety issue, but very unpleasant when it happens away from home. Short term fix is to install a jumper wire across the cutout terminals so that the generator works properly. **Just remember to disconnect the wire when you shut off the engine.** If you've installed a master cut off switch you can just shut the switch off.

Points Stuck Closed: This is another problem, less common, but a real hazard. When they stick closed, the generator functions normally when the engine is running. When the engine is shut off, the battery feeds the generator, which now thinks it is a starter motor and tries to turn the engine over, resulting in a burned out generator, a melted out charging wire, a dead battery or a burned out car. This is another garage fire potential. If you see a heavy discharge on the ammeter when the engine is off, look for this problem. Disconnect the wire from the "bait" side of the cutout. A fuse helps here because it will usually blow. Best solution is to install a diode kit in the cutout.

AMMETER

Cap Nuts: Using plain nuts on the back of an ammeter is an invitation to a short circuit against the fuel tank. Use the plastic cap nuts that Ford designed for that use.

Meter Shorts: Check that there is no possibility of a short on the studs to the ammeter case back, especially on original meters. I had a near mint meter short out due to 70 year old insulation failure. This stuff does not last forever. The short melted the insulation from the wire that runs from the meter to the junction box. This is one part where a repop may well be better than the original.

HEADLAMP

Sockets: Check that the spring-loaded contacts inside the bulb sockets do not contact the wall of the socket. Some reproduction sockets can be pretty sloppy in this area. Contact will result in a short circuit whenever the lights are turned on, either in one or both high and low beam settings.

Connectors: These are the little troublesome connectors at the base of the headlamp buckets. Probably the best solution is to hardwire the lamps thereby bypassing those little rubber gizzies.

MISCELLANY

Grommets: If a wire is going to pass through sheet metal, always use a rubber grommet. If not, vibration will wear through the insulation and a short will result.

Frayed Wires: If the insulation is frayed, replace or tape the frayed area. **Wire Routing:** If you are routing wires, use common sense. The worst example I have seen was a fuel pump wire strapped to a fuel line. The fuel line (Cont'd on Page 8)

(Cont'd from Page 7) was leaky (Model A, big surprise), the fuel dissolved the wire insulation so that the wire became bare. Use your imagination as to what could happen if a spark occurred.

Electric Fuel Pump: If you add one, don't forget to add a regulator so that the pump pressure isn't so high that fuel comes out of the carburetor. Old carburetor fuel valves cannot handle the pressure of an unregulated pump. Although not an electrical item, I did see what happened when fuel from an unregulated pump met a stray spark from a magneto on a 1913 Mercer.

Good Rule: Always check the ammeter when you shut off your engine. Never walk away from a Model A that registers a heavy discharge. If you can't fix the problem, then disconnect the battery ground cable.

Hint: A light coating of dielectric grease on all electrical connections including light bulb bases will promote good electrical contact and inhibit corrosion. It is available at most electronic supply houses under various brand names and from your local auto parts house as Permatex #67V Dielectric Tune-Up Grease. If this grease is used on light bulbs, fuses, connectors etc., then removal is easy, without the usual sticking and subsequent breakage.

GOOD ADDITIONS

Fuse Holder: These are available from all Model A suppliers for a few dollars and are very easy to install. They provide a lot of protection from the bad results of electrical faults. Pulling the fuse when you park your car shuts off most everything and helps prevent theft as well.

Master Cut-Off Switch: Probably the best safety investment for an antique car. About \$25 to buy. Cuts off all power past the battery. An additional benefit is that the battery will maintain a charge longer if you make a habit of always turning the power off whenever you stop the car. Everything connected to a battery will draw small amounts of current even when "off" due to resistance at the connections. If the switch is off, the battery does not discharge. I would not have an old car in my garage that did not have a power cut off switch, unless the battery was disconnected.

Fire Extinguisher: When all else fails and fate is working overtime, an extinguisher is really nice to have. Lacking one, try to smother the flames with sand or a blanket, jacket or whatever. If you can't put out the fire, enjoy the spectacle, plan the restoration of your next vehicle, and figure out where you can put the hard luck trophy.

Reprinted from the March, 2000 The Distributor

(Cont'd from Page 5)

be held on Sunday 1/8/17 at Fullerton Elks Club in the early afternoon.

Sunshine & Sorrow: Bob Jeffries and Dale McCall had eye surgery recently, in recovery mode. Richard Parrish will have a cochlear implant mid September.

Members, please let Marilyn Hawkins know of any sunshine/sorrow issues.

4th Thursday Breakfast (Terry Collings) continues to be a well attended and popular get together. September 22 will be at "Black Bear Diner" in Fullerton. 8:30 am.

Hard Luck Trophy: Greg Witz, new member and new "A" owner said he had a "happy" report, in that his car is up and running now. Norm Kredit told of his issue with a gas/carburetor leak and will be the recipient of the HLT this month

Steve Povich told a "small world" story about meeting up with friends of Ed Cote at the Civil War Re-enactment, which he and his wife participate in.

Election Chairperson Joe Goff is absent, but President Don reviewed the need to elect President, Secretary and Treasurer for the 2017-18 term. If interested, the current officers will be available to discuss the responsibilities, or refer to the membership roster bylaws pgs 59-67.

Badge Drawing: Lori Kredit. "A" driver Gerry O'Brien.

Membership Roster Drawing: \$60.00 to Robert Werbig who was present.

Facebook opportunity: Bruce MacIntosh has established a FB site open to club members if interested. This is in addition to the MAFCA Facebook page.

Refreshments were provided by Bob & Marilyn Hawkins. Thank you.

The meeting was adjourned at 8:30 pm.

Submitted by Kathie McCall, Secretary



RONALD McDONALD
HOUSE CHARITIES
SOUTHERN CALIFORNIA

OCMAFC thanks you for your
continued support

**Orange County
Ronald
McDonald
House**

Deadline for submissions for
the next

Distributor is

October 25, 2016

Submit all articles and ads to
tissysmith1@gmail.com

or mail to

P.O. Box 10595

Santa Ana, CA 92711

Election Form

Now is your time to VOTE

Please complete your ballots, one per person, and mail to your club at P.O. Box
10595, Santa Ana, CA

OR

Bring to the November General Meeting at CHOC Hospital
Complex

PLEASE BE SURE TO VOTE!!

For further info, please contact Joe Goff

BALLOT		BALLOT
President (2-year position)/Write In		Treasurer /Marilyn Singer-Hawkins
Secretary/Write In		

Two Valves are Better Than One


By Phil Joujon-Roche

The gas shut-off valve on the indented firewall of my A400 Convertible Sedan has always leaked, even after I installed a new one from Snyder's.

Even though I have two metal screen filters in the gas lines (one behind the firewall valve and one in the carburetor side bowl), just a few rust particles get into the metal-to-metal valve, scores the seat, and it leaks. Gasoline leaks from the bottom of the side bowl filter and onto the garage floor, a dangerous situation.

So I decided to install a second one in series with the first. This new valve is from McMaster-Carr, #7910K15, costing \$14.45. The seal material is Buna-N, which is gasoline resistant.

I used two adapters from McFadden Dale to adapt the 1/2" pipe thread to 1/4" copper tubing. This approach is less expensive than Bratton's #13360, at



OCMAFC Facebook Group

By Bruce MacIntosh

The club now has a Facebook presence. A Facebook group has been established for the use of members of the Orange County Model A Ford Club.

In order to post to this group or see other posts from group members you must join the group. That is done by first logging onto Facebook, then finding the group by search and requesting to join. To find the group, search for OCMAFC or Orange County Model A Ford Club. Note that Facebook might show many other things as a result of this search and ahead of our group. To find our group you might have to select "groups" as a search filter. The way to do this will vary somewhat depending on the way you are accessing Facebook (phone app or browser for example). Once you find the group in a search and select it, you should then find a join button. Select that and our group administrator (me at the moment) will be notified to "join" you. Note that the join might take a couple of days.

The Facebook group will only be available for members of the Orange County Model A Ford Club. And posts to this group will only be visible to members of the group (i.e. members of the club). So this is for our club members to use. The national clubs (MAFCA and MARC) have public groups on Facebook that are open to anyone.



So give it a try. This will give us another method to communicate what we are doing with our cars and share the happenings in the Model A world in general. If you have any questions, you may contact me at brucem@genimage.com. I attend most monthly meeting and will be available to answer questions and help resolve issues at the meetings.

ORANGE COUNTY
MODEL A FORD
CLUB

Post Office Box 10595
Santa Ana, CA 92711

E-mail: info@ocmafc.org

Next General Meeting

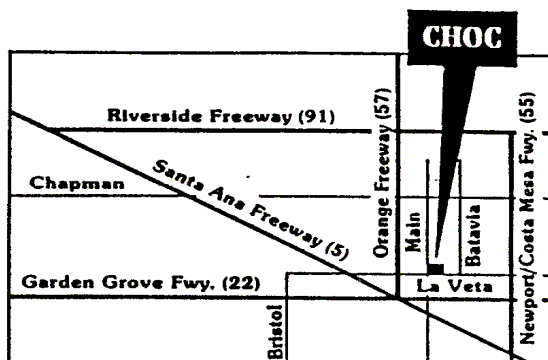
7:30 PM

[Second Thursday of every month]

Next Meeting October 13, 2016

CHOC Hospital Complex

455 South Main Street, Orange, CA



From Main Street, turn east on to Providence Ave. and immediately on your right, enter the structure and park on the second level. Meetings are held in Building 2 in the Wade Education Center-2nd Floor. Access meeting room through the double door entry off the 2nd Floor parking structure



Return Address:
Post Office Box 10595
Santa Ana, CA 92711

We are on the Web!
www.ocmafc.org

To:

First Class Mail

